

xello

Every Student,
Future Ready!

Today's Agenda

1. What is Xello
2. How Xello Helps Your Child
3. The Student Experience
4. What is Xello Family
5. How to Access Your Account
6. Conversation Starters
7. Q&A

xello

Meet Xello

MEET XELLO

Creating Successful Futures

Xello helps students plan their own unique journey

Xello is engaging, fun-to-use software students can access online, even from their phones. It helps them create their very own, unique roadmap for future success.



xello

How Xello Helps Your Child

Increase Engagement & Achievement




Students are more likely to reach their academic potential when they understand how education links to their future goals. With Xello engagement levels, achievement, and graduation rates improve.

Enable Successful Transitions



Students face many transitions in school. Xello equips them with the knowledge and insights needed to navigate these critical transitions with informed decisions aligned to their aspirations.

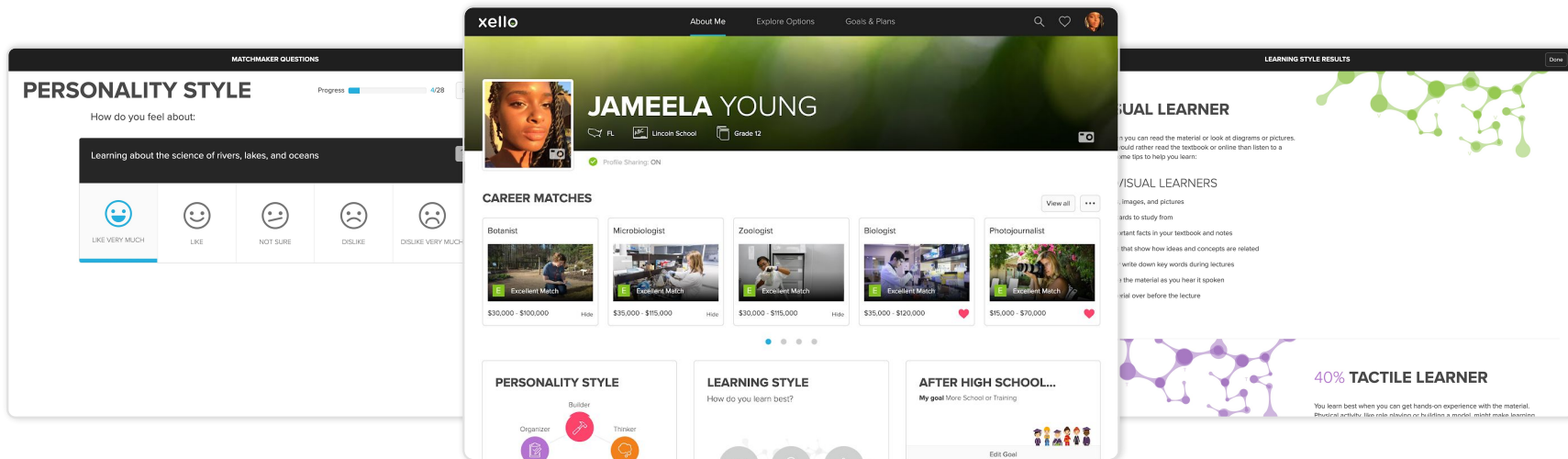
Every Student Future Ready



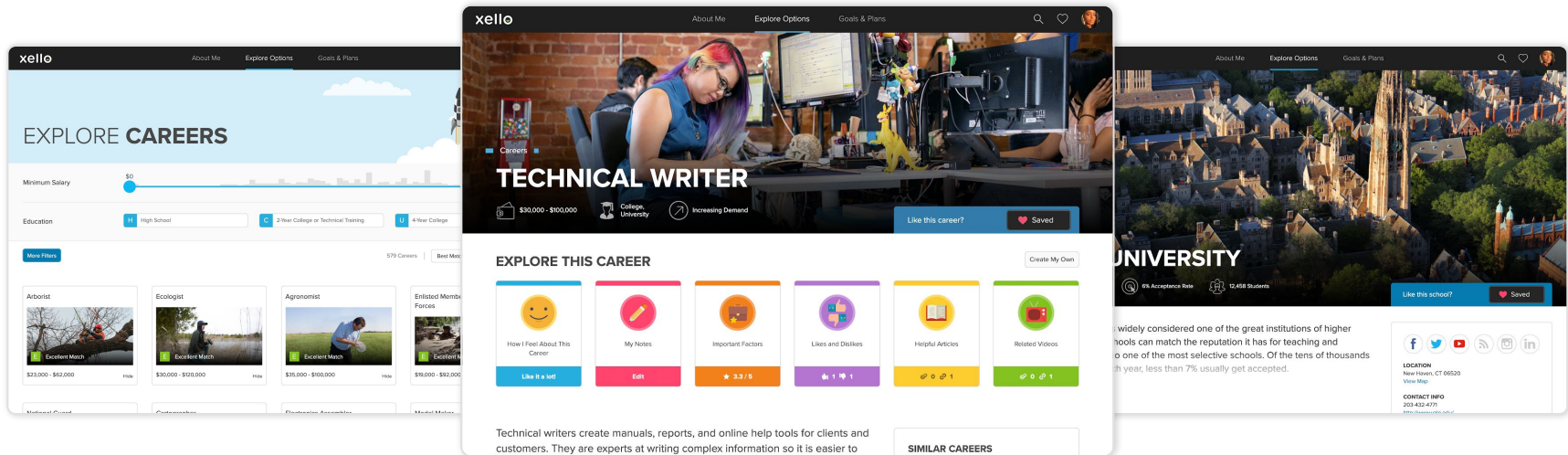
As students gain self-knowledge with Xello, they update and save careers, schools, programs, and experiences to form a vibrant, visual roadmap for their future that's easy to update.

Build Self-knowledge

Through a series of interactive assessments, your child uncovers their unique interests and skills. Assessments are scientifically valid, reliable, and student-friendly -- helping your child connect the dots between who they are and their future options.



Explore Options



Students explore thousands of careers, schools, and majors. From interviews with professionals in the field to campus demographics, the information is presented in an engaging way to give your child a visual glimpse into their future.

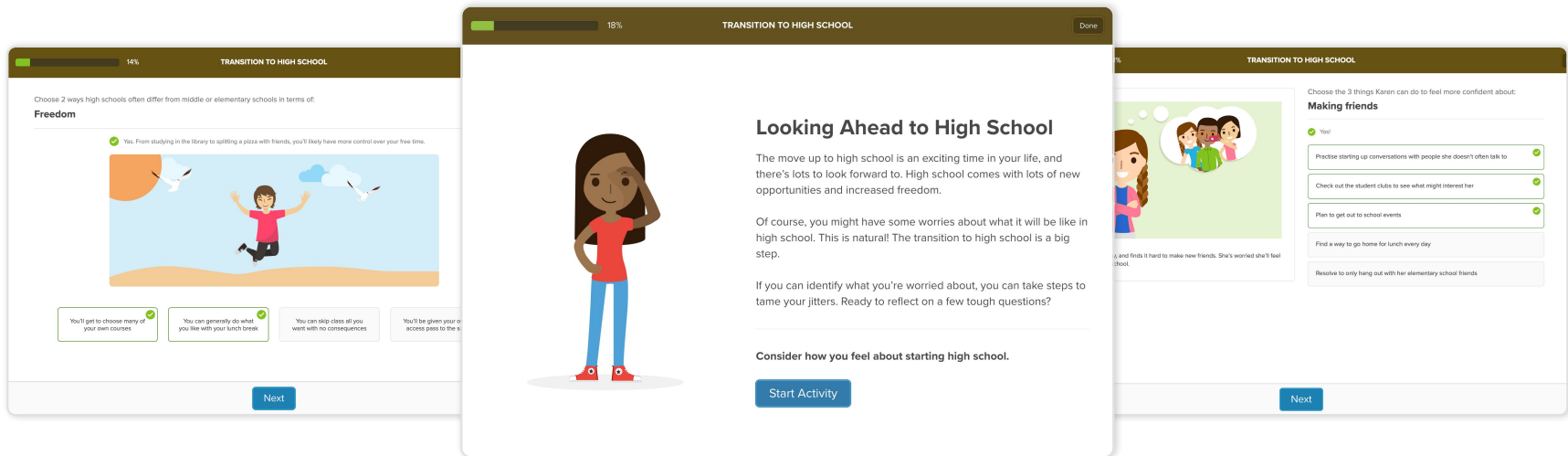
Create a Plan

Your child can create dynamic actionable plans that outline the steps needed to achieve school, career, and life goals.

The image displays three overlapping screenshots of the xello platform interface, illustrating its features for students:

- Left Screenshot: COURSE PLANNER**
 - Navigation: About Me, Explore Options, **Goals & Plans**
 - Section: **COURSE PLANNER**
 - Required: High School Diploma
 - Progress: 0 Credits left
 - Filters: Requirements, All Requirements, Credits, Earned, Planned, Remaining
 - Grids for GRADE 9, GRADE 10, GRADE 11 (next year), and GRADE 12 with course options and credit values.
 - Buttons: + Add [Subject], + Add Electives
 - Ready to Submit button.
- Middle Screenshot: COLLEGE APPLICATIONS**
 - Navigation: About me, Explore Options, **Goals & Plans**
 - Section: **COLLEGE APPLICATIONS**
 - IMPORTANT DATES:
 - Aug 20 2019: Application Deadline (San Diego State University) - View Application
 - Oct 01 2019: FAFSA Open Date (2020-2021 College Year)
 - Jun 30 2020: FAFSA Close Date (2020-2021 College Year)
 - APPLICATION TRACKER:
 - Institution: San Diego State University (San Diego, CA)
 - Action Items: Interview, Personal Essay, ACT/SAT Exam Score
 - Santa Barbara City College (Santa Barbara, CA)
 - Action Items: Recommendation Letters, Interview, Personal Essay, ACT/SAT Exam Score
- Right Screenshot: BIOLOGIST**
 - Navigation: About Me, Explore Options, **Goals & Plans**
 - Section: **BIOLOGIST**
 - Profile: I will become a BIOLOGIST
 - Education: Biological Science and Management at University of Ontario Institute of Technology
 - Work: Wild Life Biology and Conservation at University of Guelph
 - Location: Humber College
 - Footer: Opportunities for science graduates in industry, government, and in areas of applied science.

Learn and Reassess



Interactive lessons help your child develop age appropriate skills and knowledge for success in school and beyond.

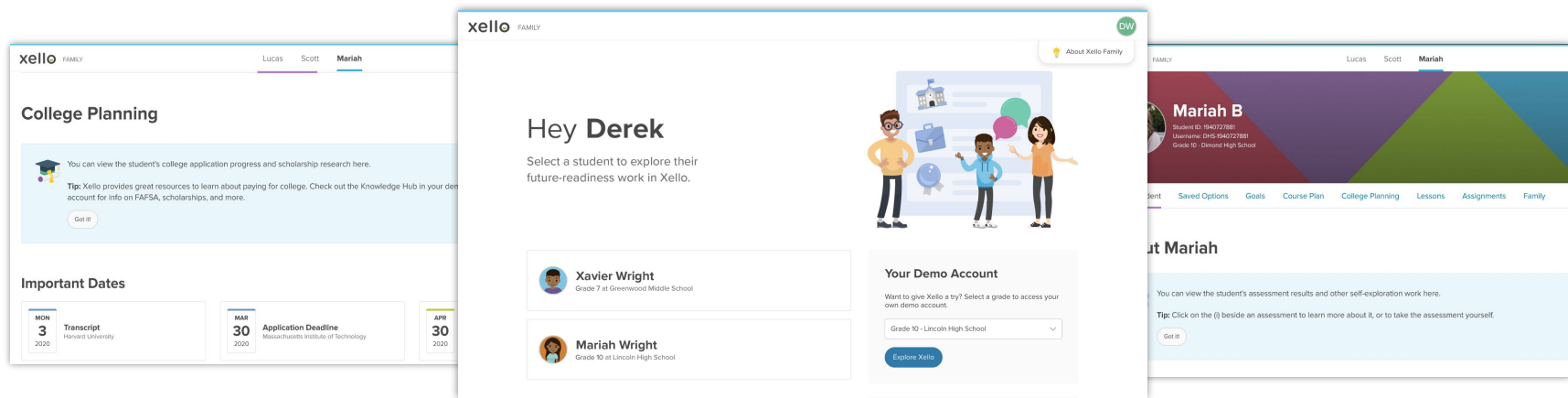
xello

Xello Family

An Integrated Family Portal

Full visibility into your child's work

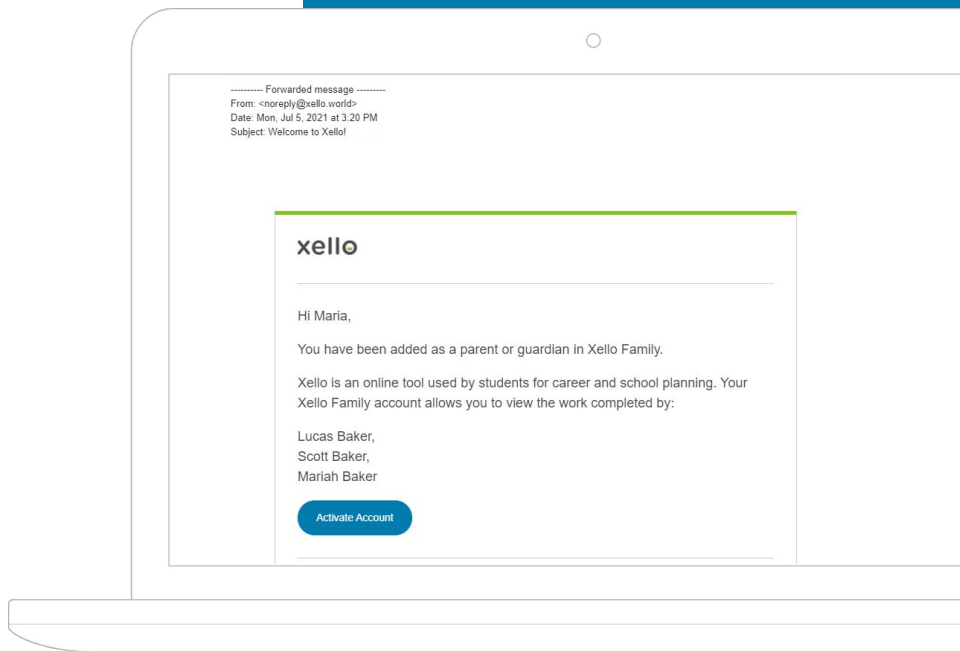
Explore and discover your child's future goals and plans so you can better support their learning and development. If you have multiple children, you can access all of their work in the same portal.



Getting Started

Accessing your account

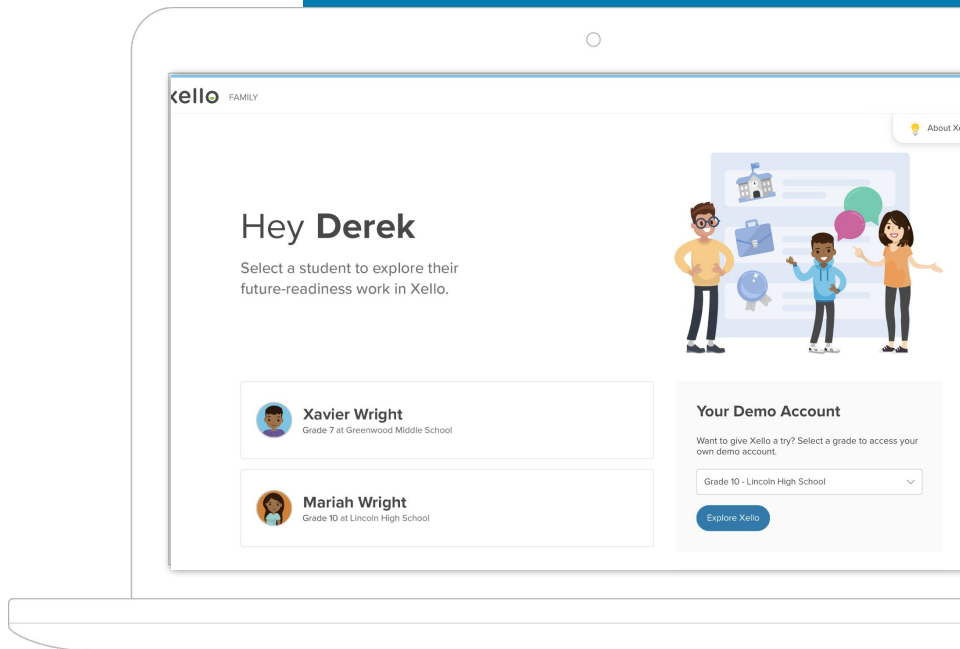
You will receive a *Welcome to Xello!* activation email to the address that we have on file. Once you click *Activate Account*, you will be redirected to Xello and asked to create a password.



Getting Started

Exploring Xello Family

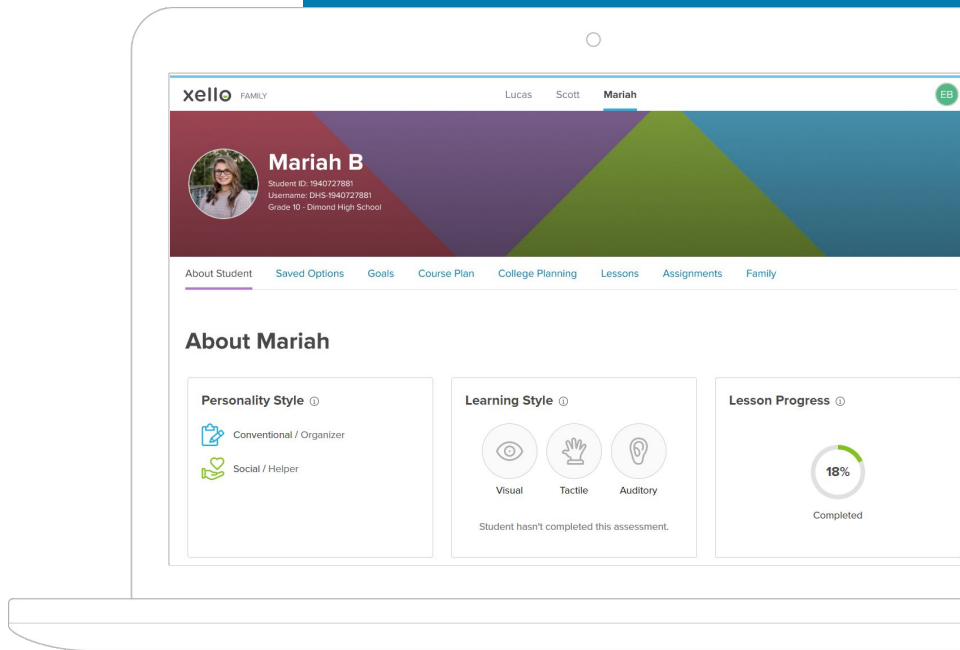
The first screen you'll see when you log in is the Xello Family dashboard. From here, you will see all children linked to your account. Clicking a child's name will bring you to their profile.



Exploring Your Child's Profile

Discover your child's interests and goals

- In your child's profile you will be able to see all the work they've done in Xello. If there's no information in a certain section, it means that your child has not started or completed the activity yet.
- You can explore each section to learn new information about your child. You will notice a tip box at the top of each page that gives you some information about that section.

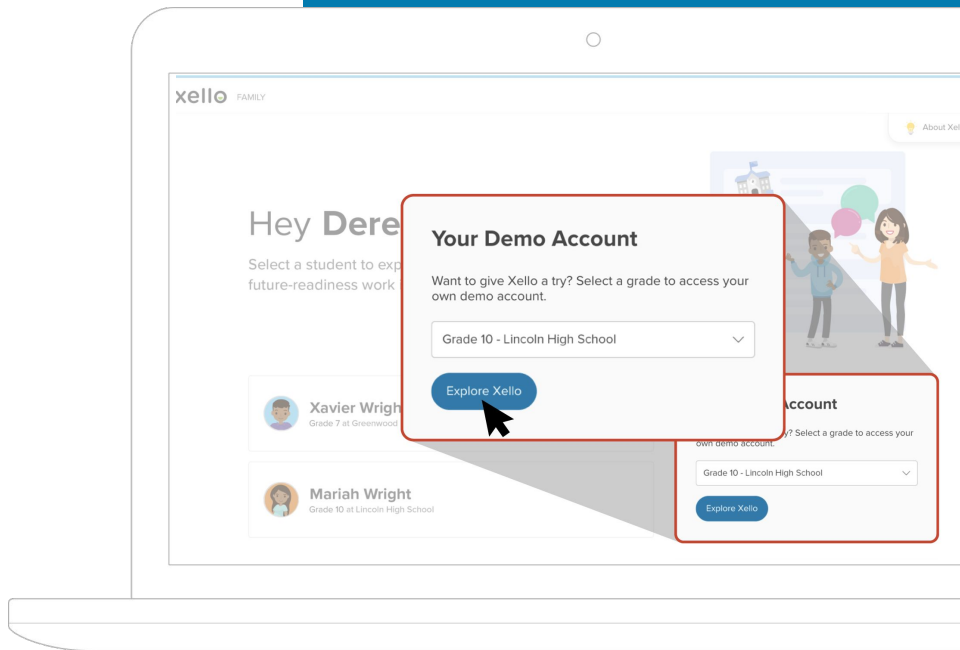


Exploring the Student Experience

Explore the student portal for yourself

To get a better understanding of the platform to support your child, you can try Xello for yourself!

On the dashboard, select your child's grade/school to explore. You will be able to take assessments, try a lesson, explore careers and much more.



Conversation Starters

Xello is a great tool to use to start future planning conversations with your child. Some questions you can ask based on your child's profile include:

- Did any of your career matches surprise you?
- What do you like and dislike about X career?
- What made you decide to take X and Y course?
- I see you're considering doing an apprenticeship after high school. Have you talked to any local companies yet?



Helpful Resources

1. Xello Support [Website](#)
2. Xello Family Videos [US Playlist](#) | [CAN Playlist](#)
3. Xello Future Ready [Blog](#)

xello

Thank You!

